

Bullying and School Safety: Fears vs Facts

Dewey Cornell, Ph.D.
Curry School of Education
University of Virginia

434-924-8929
Email: youthvio@virginia.edu
Website: youthviolence.edschool.virginia.edu



When was the last time someone bullied you?



Case example: How schools might permit and even promote bullying

- School newspaper
- Rest room monitoring
- Hallway teasing
- Classroom mischief
- Uneven enforcement
- Marching band initiation
- Gym class humiliation
- Group rivalry



West Paducah, Ky. DEC. 1, 1997

Three girls were killed when MICHAEL CARNEAL, 14, opened fire on a prayer meeting that had assembled in school just before the start of class- es. He had warned a classmate that "something big" would happen. When a friend pushed him to a wall to stop the rampage, Carneal said, "Kill me, please. I can't believe I did that." He faces trial as an adult



Why is snitching so reviled?

Snitch: blabbermouth, canary, fink, narc, rat, sneak, squealer, stoolie, stoolpigeon, tattletale, etc.




Teach students to distinguish snitching from seeking help

Snitching: informing on someone for personal gain

Seeking help: attempting to stop someone from being hurt




FBI Recommendations on School Violence



Download at
www.fbi.gov


“Although the risk of an actual shooting incident at any one school is very low, threats of violence are potentially a problem at any school. Once a threat is made, having a fair, rational, and standardized method of evaluating and responding to threats is critically important.”
 (FBI report p 1)



Download at:
www.secretservice.gov

Secret Service/DOE Recommendations:

- Create a planning team to develop a threat assessment program.
- Identify roles for school personnel.
- Clarify role of law enforcement.
- Conduct threat assessments of students who make threats of violence.



Available from
soprisswest.com

- Legally defensible procedures for responding to student threats
- Step-by-step guidelines and decision-tree
- Research-based and field-tested
- Covers K-12, regular and special education

The Expansion of Zero Tolerance

From No Guns to

- No Toy Guns
- No Nail clippers
- No Plastic utensils
- No Finger-pointing
- No Jokes
- No Drawings
- No Rubber band shooting

No Accidental violations

Nervous Officials No Longer Ignoring Threats by Students

Around the Country, Children Are Being Arrested

- 4 Kindergarten students suspended for playing cops and robbers during recess.
- New Jersey district zero tolerance policy resulted in 50 suspensions in 6 weeks, mostly in kindergarten and 3rd grade for verbal threats.
- 8 yr old suspended for pointing a chicken finger at a teacher, saying pow-pow
- 10 yr old expelled for a 1" GI Joe toy gun
- 14 yr old convicted of felony for e-mail threat
- 17 yr old arrested & expelled for shooting a paper clip with a rubber band

APA Press Release
 August 9, 2006
 Contact: Pam Hirsch
 APA Public Affairs Office
 (202) 336-6707 (toll free)
 (202) 336-6771 (between 8:00-6:15)
 (tdd)

FOR IMMEDIATE RELEASE

ZERO TOLERANCE POLICIES ARE NOT AS EFFECTIVE AS THOUGHT IN REDUCING VIOLENCE AND PROMOTING LEARNING IN SCHOOL, SAYS APA TASK FORCE

Research Finds that Mandatory Discipline Can Actually Increase Bad Behavior and Drop Out Rates in Middle and Secondary Students

NEW ORLEANS—A review of the school discipline research shows that zero tolerance policies developed in the 1990s to stop drug use and curtail other and violent behavior in schools are not as successful as thought in creating safer environments to learn. These policies, which mandate that schools severely punish disruptive students regardless of the situation or its relevance, can actually increase bad behavior and also lead to higher drop out rates, according to the American Psychological Association's (APA) report. Based on these results, the APA today adopted a resolution recommending ways to target discipline more effectively in order to keep schools safe while also eliminating the need for a one-size-fits-all punishment for misbehavior.

Zero tolerance is not effective.
 Suspension associated with
 poorer outcomes for students.

What is bullying?

Bullying is the *repeated* use of one's strength or status for the purpose of intimidating or injuring another person.

A conflict between equals is *not* bullying.

Forms of Bullying

- **Physical**
hitting, shoving, grabbing
- **Verbal**
teasing, name-calling
- **Social**
spreading rumors, shunning or excluding
- **Sexual**
inappropriate comments and touching
- **Cyber-bullying**
use of internet

Cyber Bullying

Use of communications technology to threaten, humiliate or insult others

- Email
- Cell phones
- Internet chat
- Websites
- Videos

Cyber Bullying

Why is cyber bullying so harmful?

- **Lack of social norms**
- **Anonymity and distance facilitates disinhibition**
- **Lack of context and tone breeds misunderstanding**
- **Multiple parties can be easily involved**
- **Conflicts can easily escalate**

Common Myths about Bullying

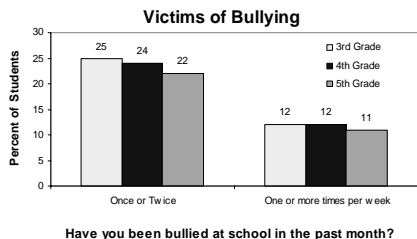
- Bullying is a normal part of growing up.
- Bullying toughens kids up for a harsh world.
- Bullying is a passing phase.
- Stand up to a bully and he will stop.

Bullying can be prevented

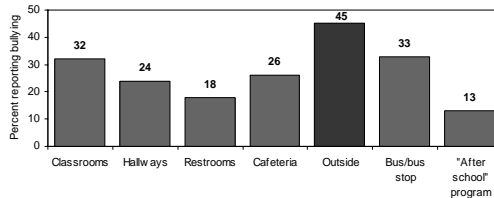
1. Staff training on bullying.
2. Student and parent education about bullying and school policy.
3. Classroom instruction on bullying.
4. Identify victims and intervene.
5. Pre-post surveys to measure impact.

Elementary School Survey

23 schools, grades 3-5
 3,101 students

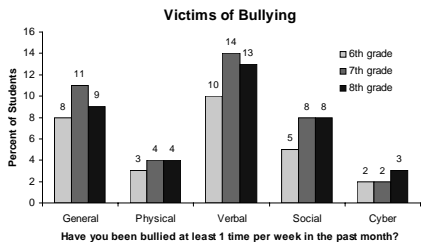


Where Does Bullying Occur?



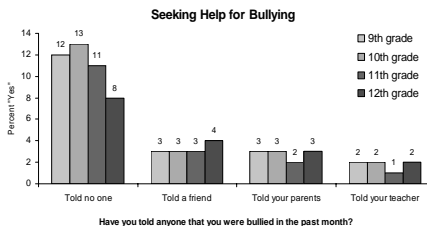
Middle School Survey

7 schools, grades 6-8
 3,265 students



High School Survey

Fall 2009
 6 schools, grades 9-12
 3,186 students



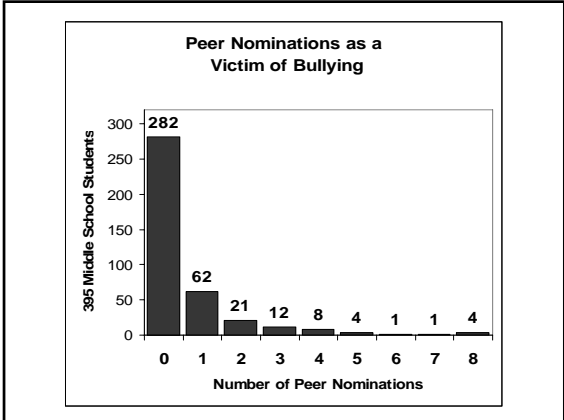
Peer Nominations – An Alternative to Self-Report

- Student self-report is vulnerable to exaggeration, misunderstanding, and denial.
- Peer nominations are also vulnerable, but more reliable.
- *Peer nominations allow you to identify potential victims.*

Who is being bullied? Help us stop bullying at this school.

Bullying is defined as the use of one's strength or popularity to injure, threaten, or embarrass another person. Bullying can be physical, verbal, or social. *Physical bullying* is when a student hits, kicks, grabs, or shoves you on purpose. *Verbal bullying* is when a student threatens or teases you in a hurtful way. *Social bullying* is when a student tries to keep others from being your friend or from letting you join in what they are doing. It is not bullying when two students of about the same strength argue or fight.

Based on this definition of bullying, write the names of any students who are the victims of bullying. You may write the name of any student at your school whom you know has been bullied at school during the past month.



What can parents do about bullying?

1. Find out if your child is involved.
2. Talk with your child about bullying.
3. Work with the school to prevent bullying.

What do I look for?

- Don't just look, ask.
- Don't nag, but be persistent, friendly, and concerned.
- Talk about your own experiences with bullying or those of someone else.
- Explain what bullying is and why you are concerned about it.
- Ask about bullying involving other kids. Share information with other parents.

Reasons to ask about bullying

- Unhappiness adjusting to a new school or new grade. Lack of friends.
- New contact with older students (e.g., joining a new club or athletic team)
- Avoidance behavior (not using the rest room at school, avoiding the bus stop or refusing to ride on the bus).
- Unexplained bruises, loss of personal property, damage to clothing, books, or belongings.
- Unexplained moodiness. (There are no specific signs or symptoms of bullying.)

What do I do when it is happening to my child?

Appreciate and acknowledge your child's perspective.

- It feels humiliating to be bullied.
- It feels humiliating that you know.
- It feels humiliating that you get involved.
- It could get worse.

What do I do when it is happening to my child?

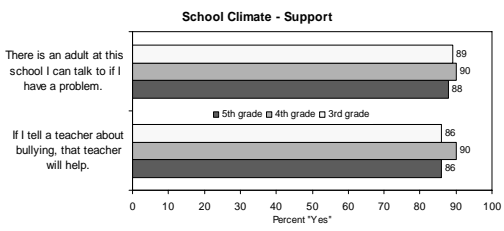
Don't make it worse for your child.

- Don't tell your child to fight back.
- Don't alienate the school staff with your outrage.
- Be a role model of how adults solve problems.

What do I do when it is happening to my child?

- Find out the facts.
- Contact the principal.
- Try school-based options (Discipline, monitoring, mediation, behavior plans, etc.)
- Make sure it stops.

Monitor and improve the school climate



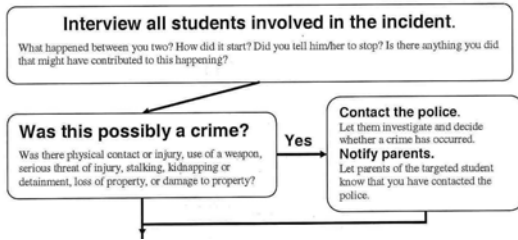
Bullying Assessment Flow Chart



Bullying Assessment Flow Chart Step 1: Interview the students

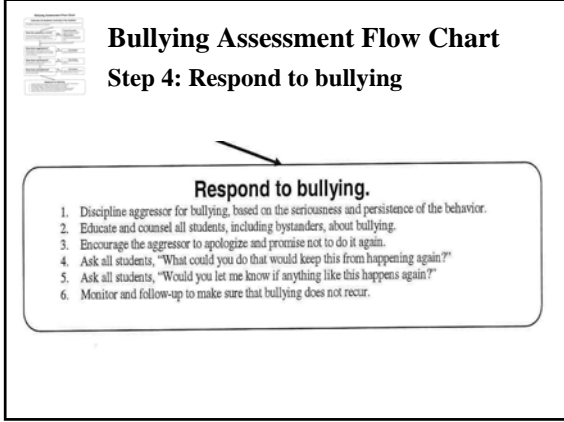
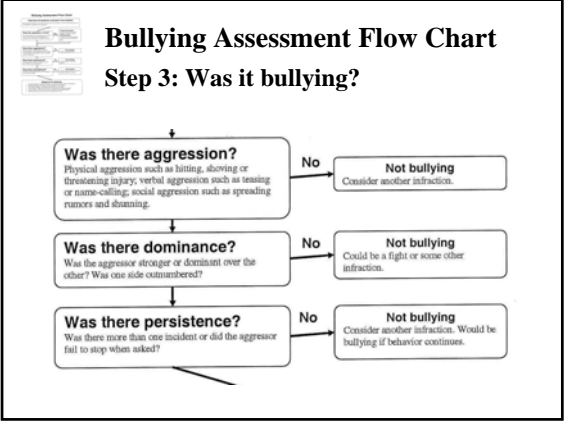
Interview all students involved in the incident.
 What happened between you two? How did it start? Did you tell him/her to stop? Is there anything you did that might have contributed to this happening?

Bullying Assessment Flow Chart Step 2: Was this possibly a crime?



When is bullying a crime?

• Assault	• Larceny
• Battery	• Robbery
• Extortion	• Thefts
• False Imprisonment	• Sexual Harassment
• Hazing	• Stalking
	• Threats



What every student should know

What bullying is and why it is wrong.

What every student should know

Snitching and seeking help are not the same thing.

What every student should know

Social bullying is not acceptable.

What every student should know

Threats are taken seriously.

- Disruptive and frightening
- School discipline
- Criminal charges

What every student should know



There is at least one teacher who cares and is willing to listen.

<http://youthviolence.edschool.virginia.edu>

Virginia Youth Violence Project
 Effective methods for youth violence prevention and school safety

<p>Virginia Department of Education Division of Research</p> <p>Administrative Support Conferences/Presentations Clinical Psychology Training Links Research Publications Staff Information Training Available</p> <p>Google</p> <p>Search</p> <p>Contact Information Virginia Youth Violence Project School of Education University of Virginia</p> <p>Postal Address P.O. Box 400720 Charlottesville, VA 22904-4270</p> <p>Delivery Address 400 Emmet Street Charlottesville, VA 22903</p> <p>Telephone: 434-924-8920 Fax: 434-924-1433</p> <p>Email: youthvio@virginia.edu The email address is an image rather than a link. It is made for search engines.</p>	<p>Our study shows that a balance of structure and support is important to maximize a safe and healthy high school.</p> <p>Aggressive Discipline Violations in Virginia High Schools (per 100 students)</p> <p> <input type="checkbox"/> No 2 violations <input type="checkbox"/> 1 to 2 violations <input type="checkbox"/> 3 or more violations <input type="checkbox"/> Missing Data </p> <p>College Threat Assessment Project</p>	<p>Violence in Schools</p> <p>National statistics Virginia statistics College campus violence School shootings decline School violence myths School crisis response resources Do we need zero tolerance? The school safety team</p> <p>Threat Assessment</p> <p>Training available What is student threat assessment? How do threat assessment works Our threat assessment manual Handle threats Special education and threats Evaluation of our training Talking to children about terrorism</p> <p>Media Interviews</p> <p>YouTube House Testimony on College Safety House briefing on youth violence act Research Channel lecture on school violence PBS interview on fear of school violence PBS interview on school shootings CourtHouse on schools under fire Washington Post Online Discussion</p> <p>Prevention</p> <p>High School Safety Study Internet Safety Parent advice Parent statistics Prevention toolkit Reduce the risk of gun violence suicide</p>
---------------------------------------------------------------------------------------------------------------------------------------------------------------------------------------------------------------------------------------------------------------------------------------------------------------------------------------------------------------------------------------------------------------------------------------------------------------------------------------------------------------------------------------------------------------------------------------------------------------------------------------------------------------------------------------------------------------------------------------------------------------------------------------------------------------------------------------------------------------------------------------------------------------------------------------------------------------------------------------------------------------------------------------------------------------	------------------------------------------------------------------------------------------------------------------------------------------------------------------------------------------------------------------------------------------------------------------------------------------------------------------------------------------------------------------------------------------------------------------------------------------------------------------------------------	----------------------------------------------------------------------------------------------------------------------------------------------------------------------------------------------------------------------------------------------------------------------------------------------------------------------------------------------------------------------------------------------------------------------------------------------------------------------------------------------------------------------------------------------------------------------------------------------------------------------------------------------------------------------------------------------------------------------------------------------------------------------------------------------------------------------------------------------------------------------------------------------------------------------------------------------------------------------------------------------------------------------------------------------------------------------------------------------------------------------------------------------------------------------------------------------------------------------------------------------------------------------------------------------------------------------------------------------------------------------------------------------------------------------------------------------------------------------------------------------------------------------------